



CAF G5

ASH FUSIBILITY FURNACE

The new Carbolite Gero CAF G5 encompasses and enhances the original features whilst new features such as automated image analysis and increased camera resolution along with zoom facility greatly improve the quality of test results and increased efficiency in laboratories.

CAF G5

NEW GENERATION ASH FUSIBILITY FURNACE

Today, our latest CAF solution is of particular interest for those who have a requirement to test biomass to the DD CEN/TS 15370-1:2006 standard. The 5th Generation model encompasses and enhances original features while adding new features such as automated image analysis with a vastly improved camera. The camera's high image resolution and zoom facility significantly improves the quality of test results in comparison to previous CAF models. In addition, speed efficiencies assist laboratories by reducing testing cycle times allowing for more frequent testing of differing material batches.

Coal ash is the non-combustible waste material left after coal is burned. The heat from the burning of the coal melts the coal ash which, when cool forms 'clinker', a stony residue from burnt coal.

TEST STANDARDS

Ash melting is a complex process where shrinkage, sintering and swelling can occur. The test method covers the observation of the temperatures at which the ash melting behaviour of coal and coke ash conforms to the below Standards:

Standard	Description
DIN 51730:2007-09	Testing of solid fuels - Determination of fusibility of fuel ash
BS ISO 540:2008	Hard coal and coke - Determination of ash fusibility
ASTM D1857 / D1857M - 18	Standard Test Method for Fusibility of Coal and Coke Ash
DD CEN/TS 15370-1 : 2006	Solid biofuels. Method for the determination of ash melting behaviour. Characteristic temperatures method
PD CEN/TR 15404 : 2010	Solid recovered fuels (SRF). Methods for the determination of ash melting behaviour by using characteristic temperatures

Large coal furnaces suffer from clinker build-up which can result in the closure of the furnace to allow removal. If the fusibility characteristics of the coal ash are known, control of the temperature can avoid clinker formation.



A test piece made from ash is heated under standard conditions and continuously observed. The temperatures at which characteristic changes of shape occur are recorded. The characteristic coal ash temperatures are defined as deformation, sphere, hemisphere and flow. Although the deformation is usually performed in a reducing atmosphere, additional information can sometimes be obtained by performing a further determination in an oxidising atmosphere.

With a maximum operating temperature of 1600°C the Carbolite Gero CAF G5 is designed to test coal ash fusibility and, optionally, the increasingly popular determination of biomass ash or solid recovered fuels (SRF) ash conforming to the listed Standards.

A large diameter work tube ensures that only one furnace is required to analyse more than six test pieces simultaneously. The furnace's efficient heating and cooling rates allow up to three tests per day to be completed.

STANDARD FEATURES

- | Maximum operating temperature 1600°C enabling biomass, SRF & coal ash testing
- | Automatic and continuous recording of digital images
- | Analysis software which can be used in semi automatic or manual modes
- | Software zoom function to enable accurate post-test analysis of individual samples with improved resolution
- | One configurable grid assigned to each test piece
- | Temperature controller program set up within the software
- | Space saving embedded computer with Windows IoT Enterprise software runs future-proof firmware
- | Default software settings and individual analysis form for coal ash, biomass and SRF
- | Low thermal mass insulation allows quick cooling permitting multiple tests to be completed during the day
- | Automated digital image capture of samples. The frequency of images recorded is set by customer preference, from every 1°C increment to every 20°C

STANDARD ACCESSORIES

- | Sample carrier x 1
- | Sample tiles x 100
- | Sample loading tool x 1
- | Test piece mould x 1 (coal ash)
- | Test piece mould and hand press x 1 (biomass & SRF)
- | External mounting proprietary CO alarm x 1



Biomass and SRF ash test piece mould & press



Coal ash test piece pyramidal mould

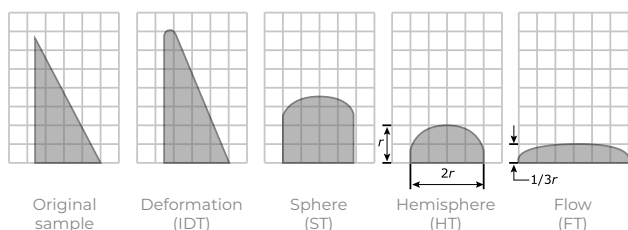
CAF G5

MULTIPLE SAMPLE TESTING AT ANY ONE TIME

A large diameter work tube ensures that only one unit is required to test more than six test pieces at any one time. Heating and cooling rates allow up to three tests per day to be completed. A grid overlay feature ensures accurate comparisons of the height and width of each sample for manual or automatic analysis

AUTO ANALYSIS SOFTWARE

The CAF G5 includes a new software package which offers the choice of automatic or manual analysis of samples. The sample profiles are identified by individual grids for each test piece. When using the automatic analysis option the software identifies the four melt point profiles as defined in the coal ash, biomass and SRF standards and creates graphical data of the various form factors including height, width,



Stages of Melt Points – Coal ash

ACCURATE DIGITAL IMAGE RECORDING

The digital camera, mounted externally on the door, is simple to use, easy to access and can be quickly adjusted to different positions. Its automated and continuous high resolution images of the samples' four melt points are captured at temperature intervals set by customer preference with the computer software. The image capture rate can be set in increments from every 1 °C to every 20 °C. The maximum interval for auto analysis is 5 °C.

Multiple images are stored on an embedded computer in sequence including date, time, a batch identifier and the temperature at the point of capture. The automatic and continuous recording of digital images allows laboratory technicians to carry out other tasks while the test is in progress, reviewing results later.

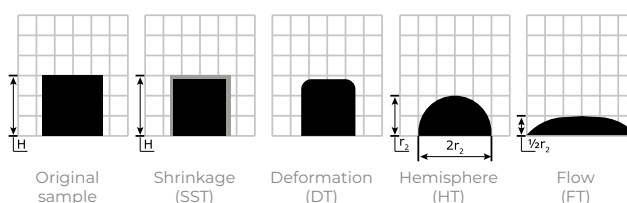
IMAGE GRID ASSISTANCE

A grid overlay feature is provided within the software for each sample (more than 6 samples can be simultaneously tested). The grids are positioned to identify the samples for automatic analysis or are used to assist manual analysis. They ensure accurate comparison of the height and width of the sample melt points. The position and scale of each grid is easily adjustable.


Figure (a) shows a zoomed image of two samples with analysis grids in position..

area, circumference, shape factor ratio and height/width ratio. The user can select which data from these factors they want to show on the graph.

The software automatically populates the results table and stores the deformation point images (SST, DT, HT, FT – Biomass & SRF ash) (IDT, ST, HT, FT – coal ash) and offers a printed report function.



Stages of Melt Points – Biomass ash



Example images taken from a typical test run




Fig. a

GAS OPTIONS

All CAF G5 furnaces can be run in reducing or oxidizing gas mode but due to the two different sets of gases the furnace is constructed specifically for the gases that are to be used to the Standard. Maximum gas pressure 276 mbar (4 psi).



Ash Material	Test standard	Reducing Gas	Oxidizing Gas	Purge Gas
Coal & Coke	ASTM D 1857-04	CO + CO ₂	Air	N ₂
Coal & Coke	BS ISO 540:2008 & DIN 51730:2007-09	CO + CO ₂ or H ₂ + CO ₂	Air or CO ₂	N ₂ or CO ₂
Solid Recovered Fuels	PD CEN/TR 15404:2010	CO + CO ₂	Air	N ₂
Biomass	DD CEN/TS 15370-1:2006	CO + CO ₂	Air	N ₂

SPECIFICATION SUMMARY

Temperature Range	Up to 1600 °C (1600 °C required for some biomass samples)	Image Resolution	1280 x 1024 pixels
Temperature Precision	± 3 °C above 800 °C	Gas Requirements	(Specific gas choice must be made at time of ordering, see item numbers below)
Temperature Ramp Rate	7 °C per minute	Purge	N ₂ or CO ₂
Temperature Control	Digital multiple PID terms with gain scheduling and multi offset parameters	Oxidising	O ₂ or Air
Temperature Display	°C	Reducing	CO + CO ₂ or H ₂ + CO ₂
Work Tube dimensions	79 mm internal diameter	Ventilation	Forced air ventilation
Tube material	RCA	Exhaust	Pipe to be vented into a separate fume hood
Heating Elements	Silicon carbide x 6	Safety	Fail safe gas system and CO alarm supplied
Maximum Sample Load		Dimensions	700 x 505 x 765 x 970 mm (H x W x Case depth x Overall depth)
Manual Analysis	8	Weight	84 kg (furnace)
Automatic Analysis	6	Power supply	380 – 415 V, 50/60 Hz two phase 25 A/phase or 220 – 240 V, 50/60 Hz single phase 50 A
Conforms to Standards	BS ISO 540:2008; ASTM D 1857 / D1857M – 04 (2010); DD CEN/TS 15370-1:2006; PD CEN/TR 15404:2010	Power switching	Solid state relays
Ash Fusibility Determination	Automatic or Manual (Coal & coke: DT, ST, H, FT) (Biomass / SRF: IST, DT, HT, FT)	Maximum power consumption	7000 W
Analysis Time	3 runs per working day (including cool down times)	Environment Conditions	Operating Conditions 5 °C – 40 °C Relative Humidity maximum 80 % up to 31 °C decreasing linearly to 50 % at 40 °C
Image Collection	Digital – up to 1 frame per 1 °C rise in temperature	Overtemperature protection	Digital with single high alarm relay

CARBOLITE
IGERO 30-3000°C

Carbolite Gero Limited
Parsons Lane, Hope
Hope Valley, S33 6RB
United Kingdom

Telephone: +44 1433 620011
info@carbolite-gero.com

www.carbolite-gero.com

Carbolite Gero GmbH & Co. KG
Hesselbachstr. 15
75242 Neuhausen
Germany

Telephone: +49 7234 9522 0
info@carbolite-gero.de

part of **VERDER**
scientific