
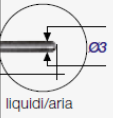



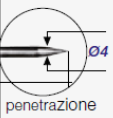

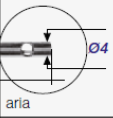
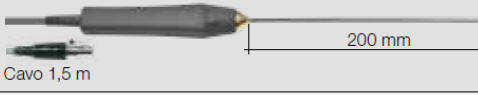
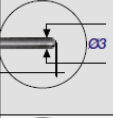
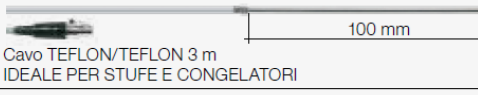
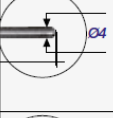

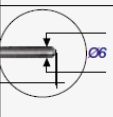

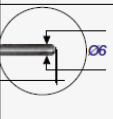

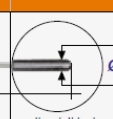

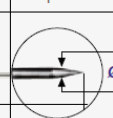





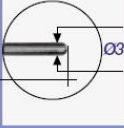

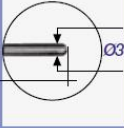

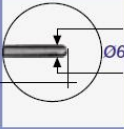

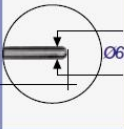

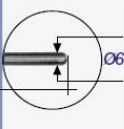

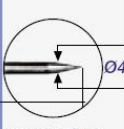

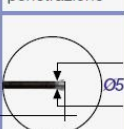


## Sonde di temperatura PT 100

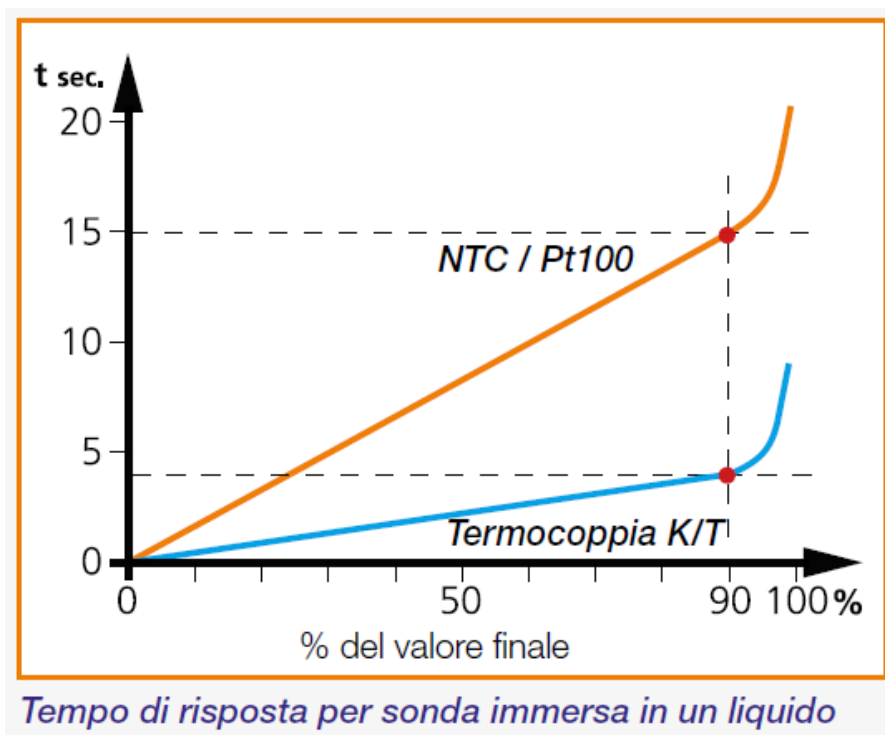
Codice	Modello	Disegno	Terminale	Campo di misura °C	Campo di certificazione °C	t <sub>90</sub> sec.	Classe di precisione
<a href="#">51000202</a>	PT56L	 Cavo 1,5 m	 liquidi/aria	-50 +400	-50 +300	30	A
<a href="#">51000212</a>	PT56C	 Cavo 1,5 m	 contatto	-50 +400	-50 +300	120	A
<a href="#">51000222</a>	PT56P	 Cavo 1,5 m	 penetrazione	-50 +400	-50 +300	60	A
<a href="#">51000232</a>	PT56A	 Cavo 1,5 m	 aria	-50 +250	-50 +150	60	A
<a href="#">51000242</a>	PT56L 1/5 DIN	 Cavo 1,5 m	 Ø3	-50 +400	-50 +300	30	1/5 DIN
<a href="#">51000252</a>	PT56 TFE	 Cavo TEFLON/TEFLON 3 m IDEALE PER STUFE E CONGELATORI	 Ø4	-100 +300 CAVO COMPRESO	-100 +250	30	A
<a href="#">51000262</a>	PT56/500	 Cavo 1,5 m	 Ø6	-50 +400	-50 +300	60	A
<a href="#">51000272</a>	PT56/1000	 Cavo 1,5 m	 Ø6	-50 +400	-50 +300	60	A

## Sonde NTC

Codice	Modello	Disegno	Terminale	Campo di misura °C	Campo di certificazione °C	t <sub>90</sub> sec.	Classe di precisione
<a href="#">50011142</a>	NT7L	 Cavo 1,5 m	 liquidi/aria	-50 +150	-50 +150	30	-
<a href="#">50011122</a>	NT7P	 Cavo 1,5 m	 penetrazione	-50 +150	-50 +150	30	-

## Sonde termocoppia tipo K

Codice	Modello	Disegno	Terminale	Campo di misura °C	Campo di certificazione °C	t <sub>90</sub> sec.	Classe di precisione
<a href="#">51000752</a>	3K220	 Cavo 1,5 m	 liquidi/aria	-60 +600	0+400	3	1
<a href="#">51000762</a>	3K320	 Cavo 1,5 m		-60 +800	0+600	3	1
<a href="#">51000772</a>	3K350	 Cavo 1,5 m		-60 +800	0+800	3	1
<a href="#">51000782</a>	3K6100	 Cavo 1,5 m sonda in ossido minerale piegabile		-60 +1100	0+1100	6	1
<a href="#">51000822</a>	3K6120	 Cavo 1,5 m sonda in ossido minerale piegabile		-60 +1100	0+1100	6	1
<a href="#">51000792</a>	3K650	 Cavo 1,5 m sonda in ossido minerale piegabile		-60 +1100	0+1000	6	1
<a href="#">51000832</a>	3K415P	 Cavo 1,5 m	 penetrazione	-50 +600	0+600	3	1
<a href="#">51000802</a>	3K520C	 Cavo 1,5 m	 contatto	-60 +600	0+400	15	1
<a href="#">51000812</a>	3K1200	 sonda a filo manipolabile		-60 +400	0+300	2	1



### Specifiche sulle precisioni

Sensore	Campi di misura della temperatura	Classe	Tolleranze massime riferito alla temperatura
Termocoppia Tipo K	-60...+1200 °C	1	$\pm 1,5$ °C oppure 0,4% T*
Tipo T	-40...+350 °C	1	$\pm 0,5$ °C oppure 0,4% T*
Termistore NTC	+25...+85 °C -40...+125 °C	-	$\pm 0,5$ °C $\pm 1$ °C
Pt100	-100 °C +0 °C +100 °C +200 °C	classe A	$\pm 0,35$ °C $\pm 0,15$ °C $\pm 0,35$ °C $\pm 0,55$ °C
Pt100	-100 °C +0 °C +100 °C +200 °C	classe 1/5	$\pm 0,16$ °C $\pm 0,06$ °C $\pm 0,16$ °C $\pm 0,26$ °C

*T\*=Temperatura misurata. Si considera sempre l'errore maggiore*